



Public Works Department

Water Quality Report



2023

Since 1991, California water utilities have been providing information on water served to its consumers. This report is a snapshot of the tap water quality that we provided last year. Included are details about where your water comes from, how it is tested, what is in it, and how it compares with state and federal limits. We strive to keep you informed about the quality of your water and to provide a reliable and economic supply that meets all regulatory requirements.

Where Does My Tap Water Come From?

Your tap water comes from local, deep groundwater wells that supply our service area shown on the adjacent map. The quality of groundwater delivered to your home is presented in this report

How is My Drinking Water Tested?

Your drinking water is tested regularly for unsafe levels of chemicals, radioactivity and bacteria at the source and in the distribution system. We test weekly, monthly, quarterly, annually or less often depending on the substance. State and federal laws allow us to test some substances less than once per year because their levels do not change frequently. All water quality tests are conducted by specially trained technicians in state-certified laboratories



What are Drinking Water Standards?

The U.S. Environmental Protection Agency (USEPA) limits the amount of certain substances allowed in tap water. In California, the State Water Resources Control Board (State Water Board) regulates tap water quality by enforcing limits that are at least as stringent as the Federal EPA's. Historically, California limits are more stringent than the Federal ones.

There are two types of these limits, known as standards. Primary standards protect you from substances that could potentially affect your health. Secondary standards regulate substances that affect the aesthetic qualities of water. Regulations set a Maximum Contaminant Level (MCL) for each of the primary and secondary standards. The MCL is the highest level of a substance that is allowed in your drinking water.

Public Health Goals (PHGs) are set by the California Environmental Protection Agency (EPA). PHGs provide more information on the quality of drinking water to customers, and are similar to their federal counterparts, Maximum Contaminant Level Goals (MCLGs). PHGs and MCLGs are advisory levels that are nonenforceable. Both PHGs and MCLGs are concentrations of a substance below which there are no known or expected health risks

How Do I Read the Water Quality Table?






Although we test for over 100 substances, regulations require us to report only those found in your water. The first column of the water quality table lists substances detected in your water. The next columns list the average concentration and range of concentrations found in your drinking water. Following are columns that list the MCL and PHG or MCLG, if appropriate. The last column describes the likely sources of these substances in drinking water.

To review the quality of your drinking water, compare the highest concentration and the MCL. Check for substances greater than the MCL. Exceedence of a primary MCL does not usually constitute an immediate health threat. Rather, it requires testing the source water more frequently for a short duration. If test results show that the water continues to exceed the MCL, the water must be treated to remove the substance, or the source must be removed from service.

Why Do I See So Much Coverage in the News About the Quality Of Tap Water?



The sources of drinking water (both tap water and bottled water) include rivers, lakes, streams, ponds, reservoirs, springs and wells. As water travels over the surface of the land or through the ground, it dissolves naturally occurring minerals and, in some cases, radioactive material and can pick up substances resulting from the presence of animals or from human activity.

Contaminants that may be present in source water include:

-  Microbial contaminants, including viruses and bacteria, that may come from sewage treatment plants, septic systems, agricultural livestock operations, and wildlife;
-  Inorganic contaminants, such as salts and metals, can be naturally-occurring or result from urban stormwater runoff, industrial or domestic wastewater discharges, oil and gas production, mining or farming.
-  Pesticides and herbicides, which may come from a variety of sources such as agriculture, urban stormwater runoff, and residential uses;
-  Organic chemical contaminants, including synthetic and volatile organic chemicals, that are byproducts of industrial processes and petroleum production, and can also come from gas stations, urban stormwater runoff, agricultural application, and septic systems;
-  Radioactive contaminants, which can be naturally occurring or be the result of oil and gas production and mining activities.

In order to ensure that tap water is safe to drink, the U. S. Environmental Protection Agency (USEPA) and the State Water Resources Control Board (State Water Board) prescribe regulations that limit the amount of certain contaminants in water provided by public water systems. The State Board regulations also establish limits for contaminants in bottled water that must provide the same protection for public health.

All drinking water, including bottled water, may reasonably be expected to contain at least small amounts of some contaminants. The presence of contaminants does not necessarily indicate that water poses a health risk. More information about contaminants and potential health effects can be obtained by calling the EPA's Safe Drinking Water Hotline (1-800-426-4791). You can also get more information on tap water by logging on to these helpful web sites:

-  **USEPA's web site** - <https://www.epa.gov/ground-water-and-drinking-water/safe-drinking-water-information>
-  **State Water Board web site** https://www.waterboards.ca.gov/drinking_water/certlic/drinkingwater/Chemicalcontaminants.html

If present, elevated levels of lead can cause serious health problems, especially for pregnant women and young children. Lead in drinking water is primarily from materials and components associated with services lines and home plumbing. The City of South Gate is responsible for providing high quality drinking water, but cannot control the variety of materials used in plumbing components. When your water has been sitting for several hours, you can minimize the potential for lead exposure by flushing your tap for 30 seconds to 2 minutes before using water for drinking or cooking. If you are concerned about lead in your water, you may wish to have your water tested. Information on lead in drinking water, testing methods, and steps you can take to minimize exposure is available from the Safe Drinking Water Hotline or at <http://www.epa.gov/safewater/lead>.

Should I Take Additional Precautions?

Some people may be more vulnerable to contaminants in drinking water than the general population. Immunocompromised persons such as persons with cancer undergoing chemotherapy, persons who have undergone organ transplants, people with HIV/AIDS or other immune system disorders, some elderly, and infants can be particularly at risk from infections. These people should seek advice about drinking water from their health care providers. The USEPA/Centers for Disease Control guidelines on appropriate means to lessen the risk of infection of *Cryptosporidium* and other microbial contaminants are available from the USEPA's Safe Drinking Water Hotline (1-800-426-4791).

Source Water Assessment

The City of South Gate conducted an assessment of its groundwater supplies in 2003 and amended the assessment in 2016 to include the new Well 29. Groundwater supplies are considered most vulnerable to water supply wells and the following activities: dry cleaners, car washes, auto repair shops, bus terminals, parking lots/malls, appliance repair, office buildings, rental yards, high density housing, recycling centers, apartments & condominiums, schools, road/streets, storm drains discharge points, and medical/dental offices/clinics. A copy of the approved assessment may be obtained by contacting South Gate Water Operations Supervisor Daniel Dhayer at (323) 357-9653.



How Can I Participate in Decisions On Water Issues That Affect Me?

The public is welcome to attend City Council meetings on the second and fourth Tuesday of each month at 6:30 p.m. in the City Council Chambers, South Gate City Hall at 8650 California Avenue, South Gate, California 90280.

How Do I Contact My Water Agency If I Have Any Questions About Water Quality?

If you have specific questions about your tap water quality, please contact Daniel Dhayer, South Gate Water Operations Supervisor, at (323) 357-9653.

Some Helpful Water Conservation Tips

- Fix leaky faucets in your home – save up to 20 gallons every day for every leak stopped.
- Save between 15 and 50 gallons each time by only washing full loads of laundry.
- Adjust your sprinklers so that water lands on your lawn/garden, not the sidewalk/driveway – save 500 gallons per month.
- Use organic mulch around plants to reduce evaporation – save hundreds of gallons a year.
- visit <http://www.epa.gov/watersense> for more information.



Unregulated Contaminant Monitoring Regulation (UCMR-5)

The Safe Drinking Water Act requires the Environmental Protection Agency (EPA) to identify unregulated contaminants for potential regulations. Every five years, EPA identifies a list of unregulated contaminants to be monitored for by the nation's water utilities over a three year period. This is occurring in 2023-2025 with the fifth UCMR (UCMR-5). **In 2023, the City of South Gate began monitoring for a total of 30 chemical contaminants from its wells along with a corresponding sampling from the distribution system reflecting water from each well.** Once EPA has obtained this occurrence data nationally, they are required to determine if there is a meaningful opportunity for increased health protection of drinking water by regulating these contaminants. The findings from this monitoring will be reported in the Consumer Confidence Report.

Visit us on the web at: www.cityofsouthgate.org

2023 Consumer Confidence Report

Results are from the most recent testing performed in accordance with state and federal drinking water regulations. The State allows the City to monitor for some contaminants less than once per year because the concentrations of these contaminants do not change frequently. Some of the data, though representative, are more than one year old.

PRIMARY STANDARDS MONITORED AT THE SOURCE-MANDATED FOR PUBLIC HEALTH						
ORGANIC CHEMICALS (µg/l)	Sampled in 2023	GROUNDWATER		PRIMARY MCL	MCLG or PHG	MAJOR SOURCES IN DRINKING WATER
		AVERAGE	RANGE			
1,1-Dichloroethylene (ug/l)		0.03	ND - 0.55	6	10	Discharge from industrial chemical factories
Tetrachloroethylene (PCE)	(i)	0.19	ND - 0.95	5	0.06 (a)	Discharge from factories, dry cleaners, and auto shops (metal degreaser). Some people who use water containing tetrachloroethylene in excess of the MCL over many years may experience liver problems, and may have an increased risk of getting cancer. The City has taken action using an appropriate treatment technique (TT). Water after treatment is in compliance and below the MCL.
Trichloroethylene (TCE)	(i)	0.41	ND - 3.1	5	1.7 (a)	Discharge from metal degreasing sites and other factories. Some people who use water containing trichloroethylene in excess of the MCL over many years may experience liver problems and may have an increased risk of getting cancer.
INORGANICS						
Sampled from 2021 to 2023						
Arsenic (µg/l)		1.8	ND - 3.0	10	0.004 (a)	Erosion of natural deposits; glass/electronics production wastes; runoff
Barium (mg/l)		0.1	ND - 0.15	1	2 (a)	Oil drilling waste and metal refinery discharge; erosion of natural deposits
Fluoride (mg/l)		0.3	0.30 - 0.38	2.0	1 (a)	Erosion of natural deposits, water additive that promotes strong teeth
Hexavalent Chromium (ug/l)	(j)	2.0	0.61 - 3.9	NO MCL	0.02	Discharge from electroplating factories, leather tanneries, wood preservation, chemical synthesis, refractory production, and textile manufacturing facilities; erosion of natural deposits.
Nitrate (mg/l as N)		1.5	0.3 - 2.4	10	10 (a)	Runoff and leaching from fertilizer use/septic tanks/sewage, natural erosion
RADIOLOGICAL - (pCi/l) (Results are from 2020 to 2023)						
Gross Alpha		2.10	ND - 6.69	15	0	Erosion of natural deposits
Radium 226		ND	ND	5 (b)	0.05	Erosion of natural deposits
Radium 228		ND	ND		0.019	Erosion of natural deposits
Uranium		2.17	1.1 - 3.0	20	0.43 (a)	Erosion of natural deposits

PRIMARY STANDARDS MONITORED IN THE DISTRIBUTION SYSTEM - MANDATED FOR PUBLIC HEALTH					
MICROBIALS	DISTRIBUTION SYSTEM		PRIMARY MCL	MCLG or PHG	
	AVERAGE POSITIVE	RANGE POSITIVE			
Total Coliform Bacteria	0.0%	0%	5%	0%	Naturally present in the environment.
Fecal Coliform and E. Col Bacteria	0%	0%	0%	0%	Human and animal fecal waste
No. of Acute Violations	0	0	-	-	
MICROBIALS					
DISTRIBUTION SYSTEM					
Turbidity (NTU)	0.28	ND - 1.20	TT	-	Soil runoff
DISINFECTANT BY-PRODUCTS (c) AND DISINFECTANT RESIDUALS					
	DISTRIBUTION SYSTEM		PRIMARY MCL	MCLG or PHG	
	HIGHEST RUNNING ANNUAL AVERAGE	RANGE			
Total Trihalomethanes-TTHMS (µg/l)	11.6	1.7 - 15.0	80	-	By-product of drinking water chlorination
Haloacetic Acids (µg/l)	1.8	ND - 2.4	60	-	By-product of drinking water disinfection
Chlorine/chloramine Residual (mg/l)	1.07	0.14 - 1.95	4.0 (d)	4.0 (e)	Drinking water disinfectant added for treatment
AT THE TAP					
PHYSICAL CONSTITUENTS					
35 sites sampled in 2021					
	DISTRIBUTION SYSTEM		ACTION LEVEL	MCLG or PHG	
	90TH PERCENTILE	NUMBER OF SITES ABOVE AVERAGE			
Copper (mg/l)	0.28 (f)	0	1.3 AL	0.3 (a)	Internal corrosion of household plumbing, erosion of natural deposits
Lead (µg/l)	0 (f)	0	15 AL	0.2 (a)	Internal corrosion of household plumbing, industrial manufacturer discharges

SECONDARY STANDARDS MONITORED AT THE SOURCE-FOR AESTHETIC PURPOSES					
Sampled from 2021 to 2023	GROUNDWATER		SECONDARY MCL	MCLG or PHG	
	AVERAGE	RANGE			
Aggressiveness Index (corrosivity)	12.2	11.9 - 12.3	Non-corrosive	-	Natural/industrially-influenced balance of hydrogen/carbon/oxygen in water
Chloride (mg/l)	52.2	34 - 64	500	-	Runoff/leaching from natural deposits, seawater influence
Color (color units)	ND	ND	15	-	Naturally-occurring organic materials
Iron (µg/l)	0.5	ND - 35	300	-	Leaching from natural deposits, industrial wastes
Langelier Index (corrosivity) (SI)	0.5	0.5	Non-corrosive	-	Natural/industrially-influenced balance of hydrogen/carbon/oxygen in water
Manganese (µg/l) (g)	7.0	ND - 71	50	-	Leaching from natural deposits
Odor (threshold odor number)	ND	ND	3	-	Naturally-occurring organic materials.
Specific Conductance (uS/cm)	676.0	590 - 750	1,600	-	Substances that form ions when in water, seawater influence
Sulfate (mg/l)	99.1	83 - 120	500	-	Runoff/leaching from natural deposits, industrial wastes
Total Dissolved Solids (mg/l)	418.2	350 - 480	1,000	-	Runoff/leaching from natural deposits
Turbidity (NTU)	0.1	ND - 0.2	5	-	Soil runoff

SECONDARY STANDARDS MONITORED IN THE DISTRIBUTION SYSTEM-FOR AESTHETIC PURPOSES					
GENERAL PHYSICAL CONSTITUENTS	DISTRIBUTION SYSTEM		SECONDARY MCL	MCLG or PHG	
	AVERAGE	RANGE			
Color (color units)	0.6	ND - 10	15	-	Naturally-occurring organic materials
Odor (threshold odor number)	ND	ND	3	-	Naturally-occurring organic materials

ADDITIONAL CHEMICALS OF INTEREST		
Sampled from 2021 to 2023	GROUNDWATER	
	AVERAGE	RANGE
Alkalinity (mg/l)	182.7	160 - 200
Calcium (mg/l)	71.7	63 - 83.2
1,4 - Dioxane (ug/l) (h)	1.1	ND - 1.9
Magnesium (mg/l)	14.8	13 - 17.3
pH (standard unit)	7.7	7.5 - 8.0
Potassium (mg/l)	3.1	2.8 - 3.4
Sodium (mg/l)	45.0	40 - 48
Total Hardness (mg/l)	236.7	210 - 279

ADDITIONAL CHEMICALS OF INTEREST				
Sampled in 2023 - Analyzed by EPA Method 533 Minimum Reporting Level = (MRL)	GROUNDWATER			
	MRL	AVERAGE	RANGE	
PERFLUOROBUTANESULFONIC ACID (PFBS) (ng/l) NL=500 ng/L	MRL = 0.003 ug/L	2.8	ND - 3.9	
PERFLUOROHEPTANOIC ACID (PFHpA) (ng/l)	MRL = 0.003 ug/L	2.5	ND - 3.5	
PERFLUOROHEXANE SULFONIC ACID (PFHxS) (ng/l) NL=3 ng/L	MRL = 0.003 ug/L	4.6	ND - 6.3	
PERFLUOROHEXANOIC ACID (PFHxA) (ng/l)	MRL = 0.003 ug/L	4.0	ND - 5.7	
PERFLUORONONANOIC ACID (PFNA) (ng/l)	MRL = 0.003 ug/L	0.4	ND - 2.0	
PERFLUOROOCTANE SULFONIC ACID (PFOS) (ng/l) NL=6.5 ng/L	MRL = 0.004 ug/L	24.3	ND - 33	
PERFLUOROOCTANOIC ACID (PFOA) (ng/l) NL=5.1 ng/L	MRL = 0.004 ug/L	9.1	ND - 12	

Footnotes (Notas al pie de la página)

- (a) California Public Health Goal (PHG). Other advisory levels listed in this column are federal Maximum Contaminant Level Goals (MCLGs).
- (b) Combined Radium 226 + Radium 228 has a Maximum Contaminant Level (MCL) of 5 pCi/L.
- (c) Running annual average used to calculate average, range, and MCL compliance.
- (d) Maximum Residual Disinfectant Level (MRDL)
- (e) Maximum Residual Disinfectant Level Goal (MRDLG)
- (f) 90th percentile from the most recent sampling at selected customer taps.
- (g) The secondary MCL for manganese was exceeded in one well in 2023. The well had a detection of 71 ug/l which exceeded the secondary MCL of 50 ug/l. Monthly sampling was initiated to ensure Mn levels remained below the standard. The manganese secondary MCLs are set to protect against unpleasant effects such as color, taste, odor, & staining of laundry/plumbing fixtures. A iron or manganese secondary MCL exceedance does not pose a health risk.
- (h) The Notification Level of 1 ug/l for 1,4-Dioxane was exceeded in several wells in 2023. Some people who use water containing 1,4-dioxane in excess of the Notification Level over many years may experience liver or kidney problems and may have an increased risk of getting cancer, based on studies in laboratory animals. This well system monitors samples quarterly for 1,4-Dioxane.
- (i) This well system uses the spray aeration treatment technique to remove Tetrachloroethylene and Trichloroethylene from four (4) of its wells prior to distribution. **Only one of the four wells was active in 2023.** The data located on the water quality table is representative from the distribution system in 2023. Water after treatment is in compliance and below the MCL.
- (j) As of September 11, 2017, the maximum contaminant for hexavalent chromium is no longer in effect. The city monitors for Hexavalent Chromium

Notification of PFOA/PFOS: PFOA and PFOS are manmade fluorinated organic chemicals that are part of a larger group of chemicals referred to as per- and poly-fluoroalkyl substances (PFASs). These substances have been synthesized for water and lipid resistance and have been used extensively in consumer products such as carpets, clothing, fabrics for furniture, paper packaging for food, and other materials (e.g., cookware) designed to be waterproof, stain-resistant or non-stick. In addition, they have been used in fire-retarding foam and various industrial processes. PFAS are resistant to degradation and do not break down in the environment.

In May 2016, the United States Environmental Protection Agency (U.S. EPA) issued a lifetime health advisory for PFOS and PFOA for drinking water, advising municipalities that they should notify their customers of the presence of levels over 70 parts per trillion (PPT) or nanograms per liter (NG/L) in community water supplies. **In August 2019, State Water Resources Control Board, Division of Drinking Water (DDW), revised the notification levels to 6.5 ppt for PFOS and 5.1 ppt for PFOA.** The single health advisory response level (for the combined values of PFOS and PFOA) remained at 70 ppt. On February 6, 2020, DDW issued updated drinking water response levels of 10 ppt for PFOA and 40 ppt for PFOS based on a running four-quarter average. In 2021, DDW issued a notification level for PFBS of 500 ppt and for PFHxS of 3 ppt. Exposure to PFOA and PFOS over certain levels may result in adverse health effects, including developmental effects to fetuses during pregnancy or to breastfed infants (e.g., low birth weight, accelerated puberty, skeletal variations), cancer (e.g., testicular, kidney), liver effects (e.g., tissue damage), immune effects (e.g., antibody production and immunity), thyroid effects and other effects (e.g., cholesterol changes)."

Perfluorobutane sulfonic acid (PFBS) has a notification level of 500 ng/L (ppt). Perfluorobutane sulfonic acid exposures resulted in decreased thyroid hormone in pregnant female mice.

Abbreviations (Abreviaciones)

< = less than

NA = constituent not analyzed

SI = saturation index

pCi/l = picoCuries per liter

uS/cm = microSiemens per centimeter

mg/l = milligrams per liter or parts per million (equivalent to 1 drop in 42 gallons)

ng/l = nanograms per liter or parts per trillion (equivalent to 1 drop in 42,000,000 gallons)

µg/l = micrograms per liter or parts per billion (equivalent to 1 drop in 42,000 gallons)

ND = constituent not detected at the reporting limit

NTU = nephelometric turbidity units

Definitions (Definiciones)

Maximum Contaminant Level (MCL): The highest level of a contaminant that is allowed in drinking water. Primary MCLs are set as close to the PHGs (or MCLGs) as is economically and technologically feasible. Secondary MCLs are set to protect the odor, taste, and appearance of drinking water.

Maximum Contaminant Level Goal (MCLG): The level of a contaminant in drinking water below which there is no known or expected risk to health. MCLGs are set by the U.S. Environmental Protection Agency.

Maximum Residual Disinfectant Level (MRDL): The highest level of a disinfectant allowed in drinking water. There is convincing evidence that addition of a disinfectant is necessary for control microbial contaminants.

Maximum Residual Disinfectant Level Goal (MRDLG): The level of a disinfectant below which there is no known or expected risk to health. MRDLGs do not reflect the benefits of the use of disinfectants to control microbial contaminants.

Notification Level: The level at which notification of the public water system governing body is required. A health-based advisory level for an unregulated contaminant.

Public Health Goal (PHG): The level of a contaminant in drinking water below which there is no known or expected risk to health. PHGs are set by the California Environmental Protection Agency.

Treatment Technique (TT): A required process intended to reduce the level of a contaminant in drinking water.

Regulatory Action Level (AL): The concentration of a contaminant which, if exceeded, triggers treatment or other requirements which a water system must follow.

Primary Drinking Water Standards (PDWS): MCLs and MRDLs for contaminants that affect health along with their monitoring and reporting requirements, and water treatment requirements

Secondary Drinking Water Standards (SDWS): MCLs and MRDLs for contaminants that affect the aesthetic qualities of drinking water such as taste, odor, or appearance. Contaminants with SDWSs do not affect the health at the MCL levels.

Variations and Exemptions: Department permission to exceed an MCL or not comply with a treatment technique under certain conditions.



Departamento de Obras Públicas - Informe de Calidad de Agua



2023

Desde 1991, las agencias proveedoras de servicios públicos de Agua de California han emitido información sobre el agua que se provee a sus consumidores. Este informe es una copia de la calidad del agua potable que le proporcionamos este año pasado. Incluimos detalles sobre el origen de su agua, cómo se analiza, que contiene, y cómo se compara con los límites estatales y federales. Nos esforzamos por mantenerle informado sobre la calidad de su agua y de proporcionarle un abastecimiento confiable y económico que cumpla con todos los requisitos reglamentarios.

¿De Dónde Proviene Mi Agua Potable?

Su agua potable proviene de pozos profundos subterráneos locales que abastecen nuestra área de servicio que muestra el mapa adjunto. En este informe se presenta la calidad del agua que llega a su hogar.

¿Cuales Son Las Normas del Agua Potable?

La Agencia federal de Protección al Medio Ambiente (USEPA) impone los límites de las cantidades de ciertas sustancias permitidas en el agua potable. En California, la Mesa Directiva de Control de Recursos de Agua Estatal (Mesa Directiva Estatal) regula la calidad de agua de la llave haciendo cumplir límites que son al menos tan rigurosos como los de USEPA. Históricamente, los límites de California son más rigurosos que los Federales.

Hay dos tipos de límites conocidos como normas. Las normas primarias lo protegen a usted de sustancias que potencialmente podrían afectar su salud. Las normas secundarias regulan las sustancias que afectan la calidad estética del agua. Los reglamentos establecen un Nivel Máximo de Contaminantes (MCL) para cada una de las normas tanto primarias como secundarias. El MCL es el nivel mas alto de sustancia permitida en su agua potable.

Las Metas de la Salud Pública (PHGs) son establecidas por la Agencia de Protección Ambiental de California (EPA). Las PHG proporcionan más información con respecto a la calidad del agua potable a clientes, y son similares a los reglamentos equivalentes federales nombrados Metas de Niveles de Contaminantes Máximos (MCLG). Las PHGs y MCLGs son metas a nivel recomendable que no se pueden hacer cumplir. Ambos niveles PHG y MCLG son concentraciones de una sustancia en las que no se conoce o se espera haya riesgos a la salud

¿Cómo Se Analiza Mi Agua Potable?

Su agua potable se analiza regularmente revisando niveles peligrosos de sustancias químicas, radioactividad y de bacteria en su origen y en el sistema de distribución. Hacemos estas pruebas cada semana, cada mes, cada trimestre, y cada año o con menos frecuencia, dependiendo de la sustancia. Las leyes estatales y federales nos permiten hacer pruebas a algunas sustancias menos que una vez al año porque sus niveles no cambian frecuentemente. Todos los análisis de calidad de agua se llevan a cabo por técnicos especialmente entrenados en laboratorios certificados por el estado.

¿Cómo Interpreto la Tabla de Información de Calidad de Agua?

Aunque analizamos para más de 100 sustancias, los reglamentos nos requieren que reportemos solo aquellas que se encuentran en su agua. La primera columna en la tabla de la calidad de agua muestra las sustancias detectadas en su agua. Las siguientes columnas muestran la concentración promedio y la variedad de concentraciones que se hayan encontrado en su agua potable. Las siguientes columnas si fuera apropiado, muestran los MCL y PHG o MCLG. La última columna describe el probable origen de estas sustancias en el agua potable.

Para revisar la calidad de su agua potable, compare la concentración más alta y el MCL. Revise las sustancias mas altas que las del MCL. El exceder de un MCL Primario no significa una amenaza inmediata para la salud. Más bien, esto requiere que por un corto periodo se realicen análisis más frecuentes del abastecimiento del agua. Si los resultados muestran que el agua continua sobrepasando el MCL, el agua debe ser tratada para remover esa sustancia o la fuente debe de ser retirada de prestar servicio al público.

¿Por Qué Hay Tanta Cobertura En Las Noticias Sobre La Calidad Del Agua De La Llave?

Los lugares de origen del agua potable (ambas agua de la llave y agua embotellada) incluyen ríos, lagos, arroyos, lagunas, presas, manantiales, y pozos. Conforme el agua viaja sobre la superficie de la tierra o a través del suelo, se disuelve naturalmente y ocurren minerales y en algunas ocasiones, material radioactivo y pueden recoger sustancias generadas por la presencia de animales o por actividades humanas.

Los contaminantes que pueden existir en los lugares de origen del agua incluyen:

- Contaminantes microbianos, incluyendo los virus y la bacteria, que pueden venir de las plantas de tratamiento de aguas negras, de los sistemas sépticos, de las operaciones de ganadería, y de la vida silvestre;
- Contaminantes inorgánicos, como las sales y metales, que pueden ocurrir naturalmente o como resultado del desagüe pluvial, industrial, o de alcantarillado, producción de gas natural y petróleo, minería o agricultura
- Pesticidas y herbicidas, los cuales pueden venir de varias fuentes tales como la agricultura, del desagüe pluvial, y de usos residenciales;
- Contaminantes químicos orgánicos, incluyendo químicos orgánicos volátiles y sintéticos que son productos de procesos industriales y de la producción de petróleo, y que pueden provenir de las estaciones de gasolina, desagües pluviales urbanos, aplicación de agricultura y de sistemas sépticos;
- Contaminantes radioactivos, los cuales pueden ocurrir naturalmente o que pueden ser resultados de las actividades de la producción de gas natural y minería.

Para poder asegurar de que el agua de la llave sea segura para beberse, la Agencia de Protección Ambiental de Los Estados Unidos (USEPA) y la Mesa Directiva de Control de Recursos de Agua Estatal (Mesa Directiva Estatal) ordenan reglamentos que limitan la cantidad de ciertos contaminantes en el agua proporcionada por los sistemas de agua públicas. Los reglamentos de la Mesa Directiva Estatal también establecen los límites para contaminantes en el agua embotellado que debe proporcionar la misma protección para la salud pública.

Es muy probable que toda el agua potable, incluyendo el agua embotellada, pueda contener cantidades pequeñas de algunos contaminantes. La presencia de estos contaminantes no necesariamente indica que haya algún riesgo de salud. Usted puede obtener más información acerca de estos contaminantes y los posibles efectos a la salud llamando a la Línea Directa de Agua Potable Segura al teléfono (1-800-426-4791). También puede usted obtener más información sobre el agua potable conectándose a los siguientes sitios web:

Página federal de la USEPA - <https://www.epa.gov/ground-water-and-drinking-water/safe-drinking-water-information>

Sitio Web de la Mesa Directiva Estatal - https://www.waterboards.ca.gov/drinking_water/certlic/drinkingwater/Chemicalcontaminants.html

Los niveles elevados de plomo, si estos estuvieran presentes, pueden causar serios problema de salud sobre todo para mujeres embarazadas y niños. El plomo en el agua potable viene principalmente de materiales y componentes asociados con líneas de servicios y plomería residencial. La Ciudad de South Gate es responsable de proporcionar el agua potable de alta calidad pero no puede controlar la variedad de materiales usados en los componentes de plomería. Cuando su agua ha estado asentada durante varias horas, usted puede minimizar el potencial para la exposición de plomo dejando correr su agua de su llave durante 30 segundos a 2 minutos antes de usar el agua para beber o cocinar. Si usted está preocupado por el plomo en su agua, usted puede elegir que le hagan pruebas a su agua. Información acerca del plomo en el agua potable, métodos de las pruebas y pasos que usted puede tomar para minimizar ser expuesto están disponibles en la Línea Directa de Agua Potable Segura o en <http://www.epa.gov/safewater/lead>.

¿Debo Tomar Precauciones Adicionales?

Algunas personas pueden ser más vulnerables que otros a los contaminantes en el agua potable. Las personas que tienen problemas inmunológicos, tales como personas que estén en tratamiento para el cáncer como la quimioterapia, personas que han tenido trasplantes de órganos, o personas con VIH/SIDA u otros desordenes inmunológicos, personas de edad avanzada y los bebés pueden ser particularmente susceptibles a correr riesgo a ciertas infecciones. Estas personas deben de consultar a sus proveedores de salud médica para que les guíen sobre que agua beber. Los centros de la USEPA para el Control de Enfermedades tienen una guía acerca de los medios adecuados para disminuir los riesgos de infección de *Cryptosporidium* y otros contaminantes microbianos y están disponibles por la USEPA en la Línea Directa de Agua Potable Segura en el teléfono (1-800-426-4791).



Evaluación Del Origen Del Agua

La ciudad de South Gate realizó una evaluación de sus suministros de agua subterránea en 2003 y modificó la evaluación en 2016 para incluir el nuevo pozo 29. Los suministros de agua subterránea se consideran más vulnerables a los pozos de suministro de agua y las siguientes actividades: tintorerías, lavado de autos, reparación de talleres mecánicos, terminales de autobuses, estacionamientos / centros comerciales, reparación de electrodomésticos, edificios de oficinas, patios de alquiler, viviendas de alta densidad, centros de reciclaje, apartamentos y condominios, escuelas, calles/ caminos / alcantarillas y drenajes / clínicas médicas / dentales. Puede obtener una copia de la evaluación aprobada comunicándose con el Capataz linterino de producción de agua de South Gate, Daniel Dhayer al (323) 357-9653.

¿Cómo Puedo Participar en las Decisiones Que Me Afectan Sobre Asuntos Acerca del Agua?

El público en general está invitado a asistir a reuniones del Concejo Municipal cada segundo y cuarto martes de cada mes a las 6:30 p.m. en la sala principal del Concejo en el Ayuntamiento en el 8650 California Avenue, South Gate, CA 90280.


¿Cómo Me Pongo En Contacto Con Mi Agencia del Agua Si Tengo Preguntas Sobre La Calidad del Agua?

Si tiene preguntas específicas sobre la calidad del agua del grifo potable, comuníquese por favor póngase en contacto con el capataz linterino de producción de agua de South Gate, Daniel Dhayer, al (323) 357-9653



Algunos Consejos Útiles Para Conservar Agua

- Arregle las llaves que goteen en su casa - ahorre hasta 20 galones de agua diario por cada gotera que evite.
- Ahorran entre 15 y 50 galones cada vez que lave porciones máximas al lavar su ropa.
- Ajuste su sistema de rociadores para que el agua caiga en su jardín o césped y no en la acera o area de estacionamiento – ahorre 500 gallones de agua por mes.
- Use el estiércol orgánico alrededor de plantas para reducir la evaporación – ahorre cientos de galones al año.
- Visite <http://www.epa.gov/watersense> para obtener más información.



Reglamento de Monitoreo de Contaminantes no Regulados (UCMR-5)



La Ley de Agua Potable Segura requiere que la Agencia de Protección Ambiental (EPA) identifique contaminantes no regulados para posibles regulaciones. Cada cinco años, la EPA identifica una lista de contaminantes no regulados que las empresas de agua del país deben monitorear durante un período de tres años. Esto ocurrirá en 2023-2025 con la quinta UCMR (UCMR-5). En 2023, la Ciudad de South Gate comenzó a monitorear un total de 30 contaminantes químicos de sus pozos junto con las muestras correspondientes del sistema de distribución. Una vez que la EPA haya obtenido estos datos de ocurrencia a nivel nacional, se les requiere que determinen si existe una oportunidad significativa para aumentar la protección de la salud del agua potable mediante la regulación de estos contaminantes. Los resultados de este seguimiento son reportados en el Informe de Calidad de Agua de este año.

Visítenos en la página: www.cityofsouthgate.org